



Visit www.tycothermal.com for more information on our ten-year extended warranty.

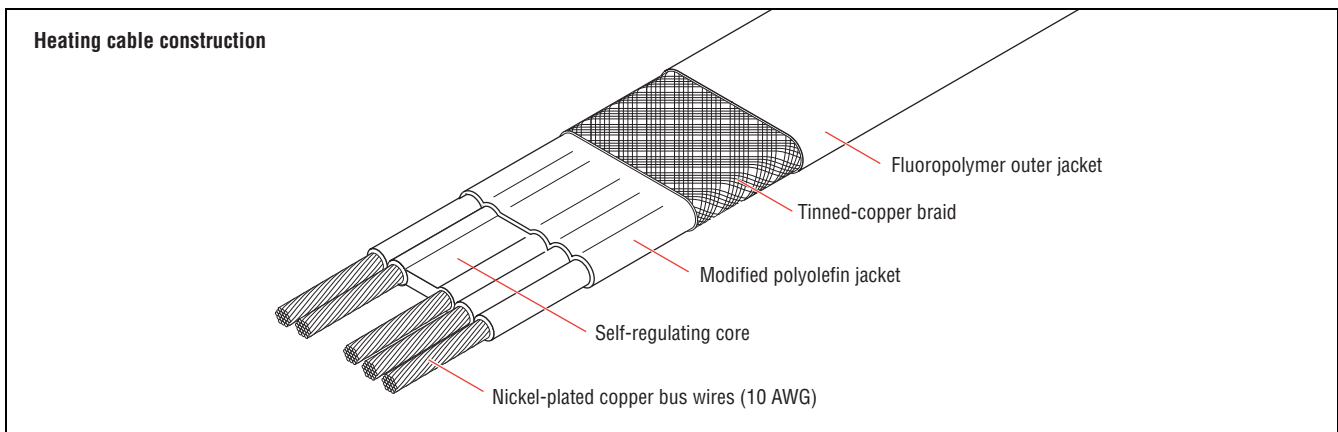
Self-regulating heating cables for longline systems

Electrical freeze protection for very long pipelines in both nonhazardous and hazardous locations.

VLBTV provides basic freeze protection and low-temperature maintenance for longline applications. The VLBTV heating cables can

withstand continuous exposure to temperatures up to 150°F (65°C), and are configured for use in hazardous locations or in areas exposed to corrosives. VLBTV provides very long circuit length capability. It can be used for continuous circuit lengths of 1,000

(305 m) to 12,000 feet (3660 m), powered from a single source. VLBTV is especially well suited for tracing long pipelines containing temperature-sensitive fluids.



Application

Area classification	Nonhazardous and hazardous locations
Traced surface type	Metal
Chemical resistance	Organic and aqueous inorganic chemicals and corrosives

Temperature Rating

Maximum continuous exposure	150°F (65°C)
Maximum intermittent exposure	185°F (85°C)
Minimum installation temperature	-40°F (-40°C)

Temperature ID Number (T-Rating)

T6, 185°F (85°C)
Temperature ID numbers are consistent with North America national electrical codes.

Supply Voltage

480–600 Vac 3-Phase, 4-Wire

Circuit Length

	480 Vac 3-Phase, 4-Wire	600 Vac 3-Phase, 4-Wire
Minimum length	1,000 ft (305 m)	4,000 ft (1,220 m)
Maximum length	10,000 ft (3,050 m)	12,000 ft (3,660 m)

Design and Installation

For proper design and installation of a VLBTV system and connection kit selection, contact Tyco Thermal Controls. Literature is available via the Tyco Thermal Controls Web site, www.tycothermal.com.

Nominal Power Output Rating

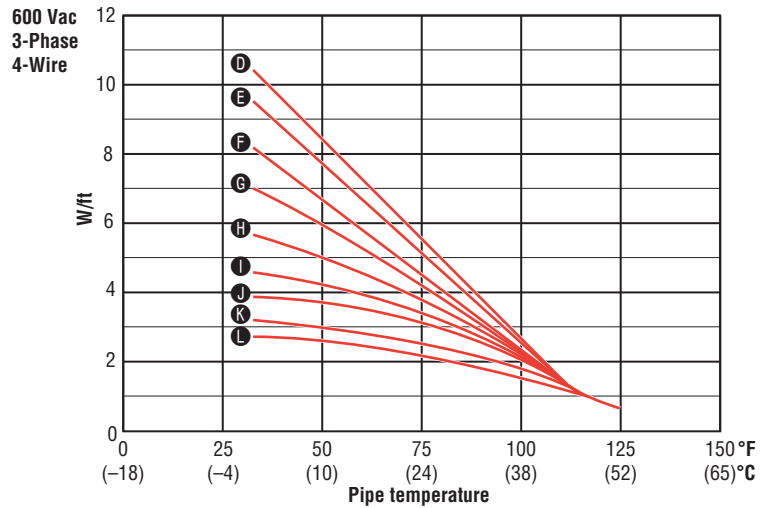
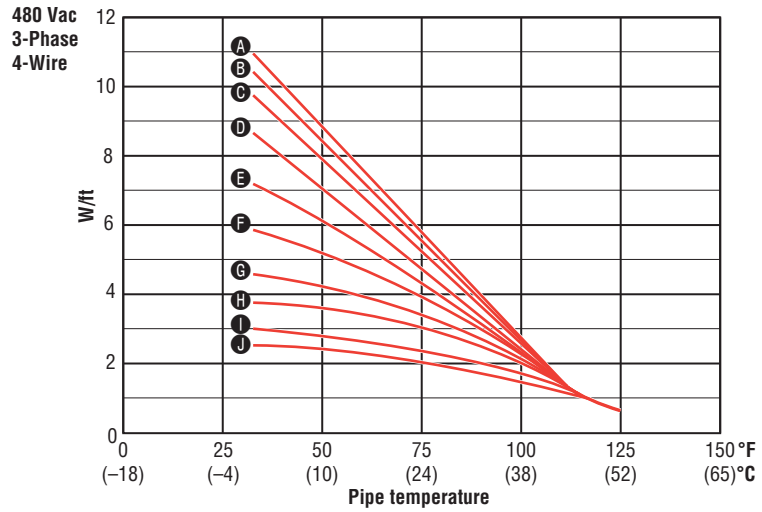
Power output on insulated metal pipes*

Circuit length

- Ⓐ 1,000 ft
- Ⓑ 2,000 ft
- Ⓒ 3,000 ft
- Ⓓ 4,000 ft
- Ⓔ 5,000 ft
- Ⓕ 6,000 ft
- Ⓖ 7,000 ft
- Ⓗ 8,000 ft
- Ⓘ 9,000 ft
- Ⓝ 10,000 ft
- Ⓚ 11,000 ft
- Ⓛ 12,000 ft

W/m = 3.28 x W/ft
 °C = 5/9 (°F-32)

* For power output inside U-shaped channels consult Tyco Thermal Controls.



Approvals

Hazardous Locations



Class I, Div. 2, Groups B, C, D
 Class II, Div. 2, Groups F and G
 Class III

Connection Kits

These connection kits must be used to ensure proper functioning of the product and compliance with warranty, code, and approvals requirements: VBK-System, VBK-S (splice).

**Worldwide Headquarters
Tyco Thermal Controls**

7433 Harwin Drive
Houston, TX 77036
USA
Tel: 800-545-6258
Tel: 650-216-1526
Fax: 800-527-5703
Fax: 650-474-7711
info@tycothermal.com
www.tycothermal.com

**Canada
Tyco Thermal Controls**

250 West St.
Trenton, Ontario
Canada K8V 5S2
Tel: 800-545-6258
Fax: 800-527-5703

**Europe, Middle East, Africa (EMEA)
Tyco Thermal Controls**

Romeinse Straat 14
3001 Leuven
België / Belgique
Tel: +32 16 213 511
Fax: +32 16 213 603

**Latin America
Tyco Thermal Controls**

7433 Harwin Drive
Houston, TX 77036
United States
Tel: 713-868-4800
Tel: 713-735-8645
Fax: 713-868-2333

**Asia Pacific
Tyco Thermal Controls**

20F, Innovation Building,
1009 Yi Shan Rd,
Shanghai 200233,
P.R.China
Tel: +86 21 2412 1688
Fax: +86 21 5426 2937 / 5426 3167

Tyco, Alliance Integrated Systems, AMC, AutoMatrix, AutoSol, BTV, CapaciSense, Chemelex, DHSX, DigiTrace, DigiTrace logo, DigiTrace Supervisor, Duoterm, ElectroMelt, EM2XR, FHSM, FHSC, FlexFit, FlexiClic, Flowguard, FreezeTrace, FreezGard, Frostex, Flostex Plus, Frostguard, FroStop, FSE, Gardian, HAK, Handvise, HBTv, HCCL, HotCap, HQTv, HTPG, HTPi, HWAT, HXTv, IceStop, Interlock, Isocable, Isodrum, Isoheat, Isomantle, Isopad, Isopad Frostguard, Isopad logo, Isopanel, Isotape, Isotherm, JBM, JBS, K-Flex, K-Flex logo, KHE, KHH, KHL, KHP, KTV, Labsafe, LBTv, LHC, LHFV, LHRV, Metabond, Mini WinterGard, Miser WinterGard, MoniTrace, Multi-plus, NGC, PetroTrace, PLI, PolyMatrix, Pyro CiC, PyroFLX, Pyromaster, Pyropak, Pyrosil, PyroSizer, Pyrotenax, Pyrotenax Designer, Pyrotenax logo, QTVR, QuickNet, QuickNet logo, QuickStat, QuickTerm, RayClic, RaySol, RayStat, Retro WinterGard, RHS, RHSC, RHSM, RMM2, SBF, SBV, SC, SHC, Sheathmaster, ShowerGuard, ShrinkCap, ShrinkSeal, ShrinkSystems, ShrinkTool, ShrinkTube, SLBTv, SnoCalc, SnoCalc logo, STS, System 500, System 1850, System 1850-SE, System 2000, System 2200, T2, T2 logo, T2Blue, T2QuickNet, T2Red, T2Reflecta, TankCalc Plus, TempBus, Thermoheat, ThermoLimit, ThermoLine, Touch, Trac-Loc, TraceCalc, TraceCalc Net, TraceCalc Net logo, TraceCalc Pro logo, TraceGard 277, TraceMaster, Tracer, Tracer logo, TracerLynx, TracerLynx logo, TraceStat, TraceTek, TraceTek logo, TruckPak, VLBTv, VLKTV, VPL, We manage the heat you need, WinterGard, WinterGard logo, WinterGard Plus, WinterGard Wet, XL-Trace, XTV and Zero EMI are registered and/or unregistered trademarks of Tyco Thermal Controls LLC or its affiliates.

All other trademarks are the property of their respective owners.

tyco
Thermal Controls

Important: All information, including illustrations, is believed to be reliable. Users, however, should independently evaluate the suitability of each product for their particular application. Tyco Thermal Controls makes no warranties as to the accuracy or completeness of the information, and disclaims any liability regarding its use. Tyco Thermal Controls' only obligations are those in the Tyco Thermal Controls Standard Terms and Conditions of Sale for this product, and in no case will Tyco Thermal Controls or its distributors be liable for any incidental, indirect, or consequential damages arising from the sale, resale, use, or misuse of the product. Specifications are subject to change without notice. In addition, Tyco Thermal Controls reserves the right to make changes—without notification to Buyer—to processing or materials that do not affect compliance with any applicable specification.